



Newsletter
October, 2019

From the President
Frederic Yeganeh MD

As we enter the fall season, I would like to provide an update on the recent activities of the MRS. The MRS has been actively monitoring and participating in legislative and regulatory issues regarding our field. Dr. Loralie Ma is providing an update in this letter on the legislative front. Our goal as always has been to make sure that the medical use of radiation is performed by medical professionals who have both proper training and adequate supervision in order to ensure the best outcome for the patients of Maryland. In addition, we have been monitoring issues involving violations of the Maryland self referral law and legislation on reducing potential patient liability due to out of network billing.

Our Resident Fellow Section has been very active under the guidance of the new president of the MRS RFS Dr. Atheeth Hiremath. He will be giving an update of their activities in this newsletter. Not to steal his thunder, I would though like to remind everyone of the RFS Fall Symposium which will be taking place on Tuesday, October 22nd , from 6:30-8:30 in the Radiology Conference Room of the University of Maryland Medical Center. If you have the opportunity, I would highly recommend taking the time to attend what should be a great lecture by Dr. Dheeraj Gandhi, Chief of Neurointerventional Radiology at University of Maryland Medical Center, on MR-Guided Focused Ultrasound: Current and Future Applications in Neurological Disorders. Dr. Gandhi has used these techniques to successfully relieve numerous patients of their peripheral neuropathic pain syndrome which historically has been an intractable disease.

In closing, I wish everyone the best for this fall and please let us know of any issues in which the MRS could be of use


Upcoming events

October 22, 2019 6:30-8:30 pm U. Md. Radiology Conference Room


RFS Fall Symposium Dr. Dheeraj Gandhi, Chief of Neurointerventional Radiology at University of Maryland Medical Center, “MR-Guided Focused Ultrasound: Current and Future Applications in Neurological Disorders.”

ACR2020 May 16–20, 2020, Washington, D.C.

MRS Officers 2019-2020




President
Frederick Yeganeh, MD



Vice-President
Robert Liddell, MD



Secretary
Stacey Keen, MD, FACR




Treasurer
Matthew Snyder, MD



Past President
Mahadevappa Mahesh,
MS, PhD, FACR



RFS President
Atheeth Hiremath, MD



RFS Vice-President
Huasong Tang, MD

ACR2019

ACR2019 was held in Washington DC May 18 - 22, 2019. Two MRS members currently serve on the ACR Board of Chancellors:

Katarzyna J. Macura, MD, PhD, FACR, Vice President, BOC

Mahadevappa Mahesh, PhD, MS, FACR, Chair, Commission on Medical Physics

Congratulations to our 2 new fellows from Maryland inducted at the ACR2019 Convocation:

Pamela Johnson, MD, FACR

Stacey Keen, MD, FACR

If you are interested in becoming a fellow of the American College of Radiology, the criteria and requirements can be found on the ACR website acr.org.



Left to right:

Katarzyna Macura, MD,
PhD, FACR

Pamela Johnson, MD,
FACR

Stacey Keen, MD, FACR

Mahadevappa Mahesh,
MS, PhD, FACR

Resident Reflection of ACR2019

Michael Harowicz, MD

The 2019 ACR meeting was a fantastic experience for a resident. Attending allowed me to gain insight on the structure of the ACR and the council election process. It was also very informative to see various issues being discussed by radiologists from across the country. Lobby day was a powerful day that reminded me that each of us has a voice and that we can help impact the field by taking the time to meet with our representatives. The staff, congressmen, and senators that we were able to discuss issues with really appreciated our passion for our field. Lobby day is something that I look forward to participating in for years to come.

Legislative Update

Loralie Ma, MD, PhD, FACR

We are looking forward to the upcoming legislative session beginning January 2020. In our last session we gave testimony on legislation regarding cardiovascular invasive specialists (CVIS). Specifically, the initial legislation presented two years ago



requested broad powers for these mid-level providers to perform fluoroscopy as well as interpret imaging examinations and evaluate and manage patients under the supervision of a cardiologist. These mid-level providers are not currently licensed under the Board of Physicians. The scope of last year's bill was narrowed to performing fluoroscopy and assisting the cardiologist under in-person supervision only. This bill passed despite our cautions regarding unlicensed personnel performing fluoroscopy, as well as the lack of training and testing standards to ensure patient safety.

However, at the level of the Board of Physicians in the writing of regulations involving fluoroscopy, additional testimony has helped us gain an initial set of rules favorable to patient safety. While the CVIS will be able to assist the cardiologist and position the patient as well as move the camera, they will not be able to actually perform fluoroscopy. They will be required to obtain additional training in radiation physics and safety as they will be assisting with procedures involving fluoroscopy.

We are also monitoring national legislation pertaining to surprise out of network billing. A current Maryland law regarding out of network billing has worked well and greatly helps reduce surprise out of network bills. It also maintains a fair rate of reimbursement for physicians in emergency or urgent situations caring for patients who are not covered under the providing physicians plan. There are many versions of the

national bill currently, some of which include important provisions such as a fair reimbursement rate and the ability to arbitrate with the insurer in the event of a disagreement. These probably will not move until after the presidential election. However, we will be on the lookout for any changes in the status quo.

Last February in Annapolis, we had successful lobby days including a Radiology residents lobby day and look forward to another successful lobby day in the upcoming year. Legislators welcome fresh faces and the exchange of ideas with their constituents.

RFS News

Atheeth Hiremath, MD

The August happy hour event (photos courtesy of our social media officer Natalie Ring) took place at Lee's Pint and Shell on 8/26/2019. It was a great opportunity to gather residents and fellows from the University of Maryland and Johns Hopkins; we introduced the MRS organization and the opportunities that it could bring to the RFS. We had close to 40% of the radiology residents attend the event; a few fellows were also present. We capped off the event with Baltimore-based trivia with a prize of MRS T-shirts. The event helped build relationships between the two residencies and garnered interest from many of the attendees to participate in future MRS events.



Spring Educational Meeting Stacey Keen, MD, FACR

The Maryland Radiological Society Spring Educational meeting was held on June 15, 2019 at Camden Yards. After Dr. Mahadevappa Mahesh turned over the gavel of the Presidency to Dr. Frederick Yeganeh, three speakers were featured.

The first speaker was Dr. Ryan K. Lee, MD, MBA, MRMD, Clinical Associate Professor at the Sydney Kimmel College at Thomas Jefferson University. He is the Vice Chair of Quality and Safety, Section Chief of Neuroradiology, and the Magnetic Resonance Medical Director in the Department of Radiology in the Einstein Healthcare Network. He described the benefits of Clinical Decision Support (CDS), offering “the right study, the right management.”

Zachary Smith, Senior Quality Programs Specialist at the American College of Radiology then spoke about the Radiology Support, Communication, & Alignment Network (R-SCAN) and Other ACR Tools for CDS Implementation, also detailed on the website www.rscan.org.

Gene Ransom III, Chief Executive Officer of MedChi concluded the educational event. He provided a legislative wrap-up of the 2019 session. MedChi works closely with specialty societies such as MRS.

After the Educational program, MRS members enjoyed the ballgame, watching the Orioles in their team rebuilding efforts against the Boston Red Sox. Several MRS members sported their new Maryland Radiological Society t-shirts (to order, contact Dr. Keen).

The next MRS Educational meeting is scheduled for October 22, 2019 at the University of Maryland. It will feature Dr. Dheeraj Gandhi Chief of Neurointerventional Radiology at University of Maryland Medical Center speaking on “MR-Guided Focused Ultrasound: Current and Future Applications in Neurological Disorders.”

Komen Maryland More Than Pink Walk Stacey Keen, MD, FACR

On Sunday, October 13, 2019, Drs. Ergeba Sheferaw and team captain Stacey Keen (both from Advanced Radiology) represented the Maryland Radiological Society in the Komen Maryland More Than Pink Walk. For the past 26 years, Komen Maryland has featured the Race for the Cure. The new Komen signature event is the More Than Pink Walk, emphasizing the substantial work of the organization beyond pink ribbons.

Komen Maryland is dedicated to the mission of “saving lives by meeting the most critical needs in our communities and investing in breakthrough research to prevent and cure breast cancer.” Held along a scenic route in Columbia, Maryland, the Walk began with an inspiring Parade of Pink breast cancer survivors. Speakers included breast cancer survivors as well as those from the community embodying the pillars of Komen’s mission: Research, Care, Community, and Action.



75% of money raised stays in Maryland, funding grants for organizations providing screening, education, treatment, and survivorship support for women and their families affected by breast cancer. The remaining 25% of funds goes toward national research, some of which is conducted here in Maryland.

Since the widespread implementation of screening mammography in the early 1990's there has been a 40% reduction in mortality from breast cancer. This is tangible evidence of the lifesaving work we radiologists do every day!