



**Lead.
Change.
Together.**



ACR[®]
AMERICAN COLLEGE OF
RADIOLOGY
QUALITY IS OUR IMAGE

acr.org

ACR PUTS YOU AT THE FOREFRONT OF RADIOLOGY EVOLUTION

As a member of the ACR, you have unique access through your professional organization to help shape and influence your medical specialty and patient care. Together, each of us, working with ACR leadership, volunteers and staff, helps to ensure that radiology remains integral to the future of health care.

“I think membership in the ACR is probably the single best investment that you can make in the future of your specialty.”

— SANJAY K. SHETTY, MD, MBA

SEVEN REASONS TO BE A MEMBER OF THE AMERICAN COLLEGE OF RADIOLOGY

- 1 WE SHARE A COMMON VISION** to serve patients and society through quality radiological care. Representing nearly 38,000 radiology professionals, the ACR advances the profession through advocacy, economics, education, research, and quality and safety. Our advocacy efforts include proactive engagement with Congress, federal agencies, and state legislative and regulatory bodies.
- 2 WE ARE AN ACTIVE MEMBERSHIP** that sustains successful programs and activities and shapes ACR policy through volunteerism and governance.
- 3 WE ARE THE LEADERS** in informing and equipping our members to respond to the ever-evolving socioeconomics of health care.
- 4 WE PROVIDE CURRENT EDUCATIONAL RESOURCES** for members at all career stages — from residency training to retirement — a value that far exceeds the cost of membership.
- 5 WE PROTECT AND SUPPORT THE VALUABLE INVESTMENT** you made to reach your professional position. ACR's leadership and foresight protect that investment by upholding and advancing all fields of radiology.
- 6 WE CONDUCT GROUNDBREAKING CLINICAL AND SOCIOECONOMIC RESEARCH**, providing the evidence necessary for coverage of lung, breast and colon cancer screening. The ACR utilizes socioeconomic data to advance our legislative and regulatory goals.
- 7 WE REPRESENT THE GOLD STANDARD** in advancing and promoting high quality, safe, and effective diagnostic imaging, interventional radiology, and radiation oncology.

ADVANCE YOUR CAREER AND THE PROFESSION OF RADIOLOGY

Join the ACR Today! acr.org/join



STAND WITH US

Without ACR advocacy efforts, the fate of the profession would be left to chance. Every day, our teams of physician volunteers and professional staff engage with legislators and regulators on your behalf.

“Decisions are being made inside and outside of the profession that affect us now and down the road. The ACR offers us a seat at the table to share our views.”

— ANDREW MORIARITY, MD

As the foremost organization advocating for radiology, the ACR leads in representing and advancing the entire profession before the U.S. Congress, state legislatures and agencies of the federal government. Issues such as physician payment reform, imaging utilization, and patient access to life-saving diagnostic screening services would remain unaddressed without the steadfast efforts of the ACR bringing them to the attention of Congress, state legislatures, and the public.

Such results do not occur by happenstance, but rather through strong leadership and foresight, backed by a dedicated volunteer base of more than 2,000 individuals, a committed professional staff, and the direct support of the profession.

We live in changing times. We face challenges such as the transition to value-based models, more patient- and family-centered care, greater evidence-based justification for covered services, and pressure from payers to cut costs. The ACR will continue to take on these challenges and others on behalf of the profession.

For more ways ACR advances the profession, visit [acr.org/success](https://www.acr.org/success)

ACR SUCCESSES

Standing together, we are a powerful voice on legislative issues that impact the radiology profession. With the support of ACR membership, ACR successfully champions your causes.

Multiple Procedure Payment Reduction

Congress passed an ACR-spearheaded rollback of the Multiple Procedure Payment Reduction to Medicare reimbursement for interpretation of advanced imaging scans performed on the same patient, in the same session, on the same day, providing improved diagnostic efficiency for the most vulnerable and critical patients.

USPSTF Mammography Recommendations

To ensure access to life-saving mammography, the College-backed two-year delay of U.S. Preventive Services Task Force (USPSTF) mammography recommendations will help providers continue to save tens of thousands of lives each year, while extending insurance coverage to millions of women.

CT Lung Cancer Screening Coverage

ACR provided the research, evidence and advocacy necessary to obtain both Medicare and private insurance coverage of lung cancer screening with low-dose CT to protect the lives of high-risk patients.

Sustainable Growth Rate Repeal

ACR partnered with medical associations to eliminate the Sustainable Growth Rate formula, thus averting a 21% Medicare payment cut.

Mandate for Appropriateness Criteria Use

ACR led the Congressional enactment that will mandate the use of clinical decision support tools to better ensure the appropriate use of imaging studies and prevent radiology benefit managers from implementing prior authorization programs in Medicare.

Join the ACR Today! acr.org/join



QUALITY IS OUR IMAGE

Patients are the reason for everything we do. That's why we take a proactive and aggressive approach on key issues impacting the quality and safety of patient care. When you join the ACR, you're part of a movement to improve imaging effectiveness, safety and quality of care.

ACR Accreditation

The ACR has accredited more than 38,000 facilities in 10 imaging modalities. We offer programs in all modalities mandated for accreditation by law. ACR Accreditation is recognized as the Gold Standard in medical imaging.

ACR Appropriateness Criteria

By employing ACR Appropriateness Criteria[®] guidelines, providers enhance quality of care and contribute to efficacious use of radiology by making the most appropriate imaging or treatment decision for specific clinical conditions.

ACR Diagnostic Imaging Center of Excellence

Take your department or practice to the next level of imaging efficiency, safety, and quality care by earning the ACR Diagnostic Imaging Center of Excellence[™] achievement, which recognizes outstanding diagnostic imaging and patient care.

Imaging 3.0

Imaging 3.0 offers a network of tools and services developed by radiologists for use by radiologists, the medical community, and the health care system to optimize imaging at the point of care. Resources include case studies that spotlight radiologists transitioning from volume of scans read to the value of patient-centered care.

ACR Designated Lung Cancer Screening Center

Available to all facilities that have achieved ACR CT Accreditation in at least the chest module, the ACR Lung Cancer Screening Center[™] designation is a status that recognizes your site as a provider of safe, effective diagnostic care for patients considered at high risk for lung cancer.

National Radiology Data Registry (NRDR)

Document your facility's quality of service through the many registries found within NRDR[®], including the new Lung Cancer Screening Registry.

"ACR membership is extremely valuable. I get to interact with other professionals to help improve the quality of patient care we provide."

— BRETT T. PARKINSON, MD

For a complete list of quality and safety resources, visit [acr.org/Quality-Safety](https://www.acr.org/Quality-Safety)

ACR Select

ACR Select® is the result of an exclusive collaboration between ACR and the National Decision Support Company (NDSC) to deliver a web service version of ACR Appropriateness Criteria®. NDSC delivers ACR Select through electronic health record systems to guide providers as to the most appropriate imaging test and deliver value-based imaging services.

ACR Practice Parameters and Technical Standards

ACR Practice Parameters and Technical Standards promote the safe and effective use of diagnostic imaging, interventional radiology, and radiation oncology by outlining specific training, skills, and procedures.

ACR BI-RADS Atlas

The ACR Breast Imaging Reporting and Data System (BI-RADS®) Atlas is a comprehensive guide with more than 700 clinical images, standardized breast imaging terminology, and a classification system for mammography, ultrasound, and MRI of the breast.

Radiology Support, Communication and Alignment Network (R-SCAN)

The R-SCAN initiative brings together radiologists and referring providers to collaboratively improve imaging utilization. Participating in R-SCAN can position you for the future of value-based health care, where reimbursement will be directly tied to providing concrete data that demonstrates our role in the delivery of better patient care at lower cost.



Join the ACR Today! acr.org/join



SHAPE YOUR FUTURE

You never stop learning in our profession. Throughout your career, ongoing education will be part of your success. So why not learn from the brightest minds in the profession?

“Radiology professionals need to learn the business and leadership skills that aren’t taught in medical school. The ACR Radiology Leadership Institute provides those skills and shows how to apply them directly to everyday practice.”

— FRANK J. LEXA, MD, MBA

AWARD-WINNING EDUCATIONAL OPPORTUNITIES

When you join the ACR, you receive access to **FREE** and discounted educational opportunities, offering the ability to **earn CME credits** — worth **more than twice the cost** of member dues.

VALUE
PER YEAR:
OVER
\$2,000!

Radiology Leadership Institute® (RLI)

The RLI provides comprehensive leadership, business and management training for radiology professionals at all career stages to help them understand the impact of health care change and equip them with the non-clinical skills and professional development opportunities to succeed in today’s rapidly changing environment.

ACR Annual Meeting: The Crossroads of Radiology®

Thousands of radiologists convene each year at the ACR Annual Meeting to pursue professional development and networking opportunities. Attend sessions organized in 10 different Knowledge Pathways and participate in meetings on Capitol Hill with legislators.

ACR Education Center

The ACR Education Center is the world’s best radiology practice simulator. Each mini-fellowship is an unparalleled case-based training experience punctuated with cutting-edge didactic lectures. The learning environment is nearly identical to your daily practice — where you review challenging cases and full DICOM data sets on state-of-the-art workstations.

American Institute for Radiologic Pathology (AIRP)

AIRP® offers intensive and unique radiologic-pathology correlation education through its four-week resident course and categorical courses for practicing physicians. These courses, as well as the online program — **RadPath Dx** — provide radiologists *at all levels* with essential knowledge and tools for improving differential diagnoses and interpretation skills.

ACR-RBMA Practice Leaders Forum

This meeting for practice leaders and radiology business managers offers practical strategies for improving practice performance and aligning business operations with new health care models. Participate in focused breakout sessions to discuss emerging trends, hone your strategic proficiency and develop viable business solutions in collaboration with experts.

Journal of the American College of Radiology (JACR)

JACR® is the profession’s only peer-reviewed journal that focuses on issues relating to clinical practice management, health services, research policy, education and leadership. ACR members receive access to the JACR included in their membership.

For a complete list of education resources, visit acr.org/education

INNOVATIVE, GROUNDBREAKING RESEARCH

Stay current with the latest research advances in medical imaging and radiation oncology. ACR membership will keep you up-to-date about research innovations and opportunities that drive future practice, including how you can participate in clinical trials. As the field evolves, you'll never be left behind.

Harvey L. Neiman Health Policy Institute® (HPI)

To improve patient care and bolster efficient, effective use of health care resources, HPI research provides the foundation for evidence-based imaging policy and studies the value of quality-based approaches to care and the impact of medical imaging on overall health care costs. A recent HPI study earned the prestigious **Charles E. Gibbs Leadership Prize** for the best paper published in *Women's Health Issues* in 2015.

ACR Head Injury Institute™ (HII)

The HII advances the diagnosis, understanding and treatment of traumatic brain injury through the application of diagnostic imaging.

IDEAS Study

ACR and ACRIN sponsor the Imaging Dementia — Evidence for Amyloid Scanning (IDEAS) Study that assesses the impact of a brain positron emission tomography (PET) scan that detects amyloid plaques, a core feature of Alzheimer's disease. Medicare will cover amyloid PET scans when the scan is conducted in accordance with study requirements.

RESEARCH AND INNOVATION CENTER:

Diagnostic Imaging (ACRIN)

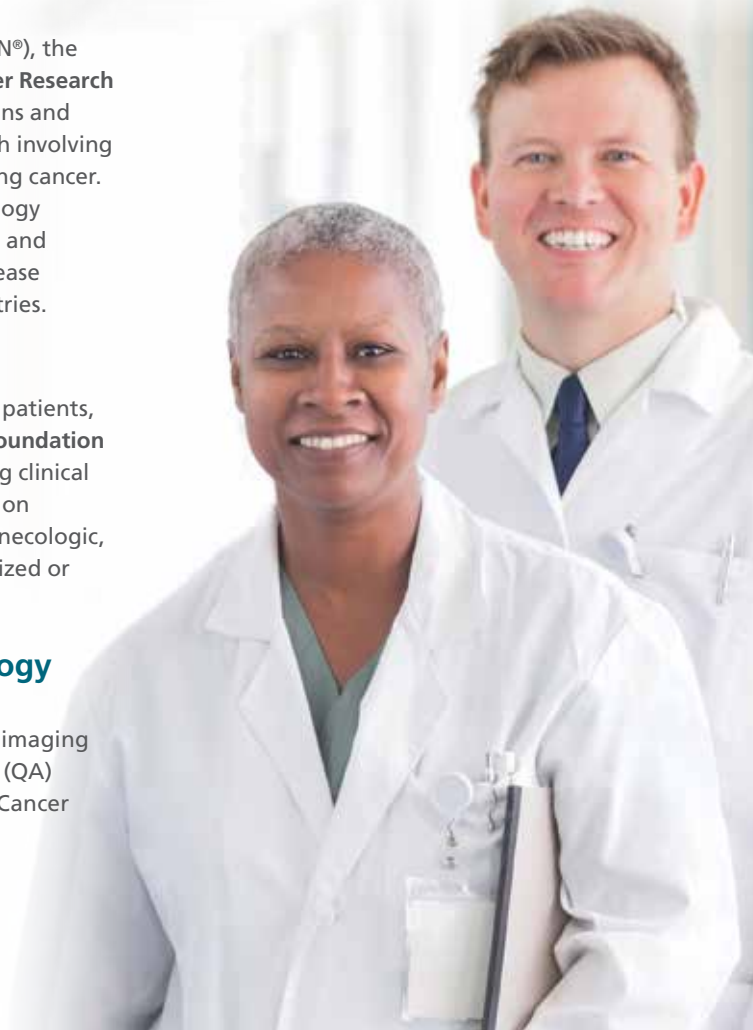
Through the ACR Imaging Network (ACRIN®), the ACR partners with the **ECOG-ACRIN Cancer Research Group**, a scientific organization that designs and conducts biomarker-driven cancer research involving adults who have or are at risk of developing cancer. ACRIN also advances the practice of radiology through multicenter imaging clinical trials and investigates scientific questions about disease diagnosis, therapeutic response and registries.

Radiation Oncology

In an effort to improve the lives of cancer patients, the **Radiation Therapy Oncology Group Foundation** and **NRG Group** conduct practice-changing clinical and translational research with emphases on gender-specific malignancies including gynecologic, breast, and prostate cancers, and on localized or locally advanced cancers of all types.

Imaging and Radiation Oncology Core Group (IROC)

IROC brings together national experts in imaging and radiation oncology quality assurance (QA) to carry out QA services for the National Cancer Institute National Clinical Trials Network.



Join the ACR Today! acr.org/join



**DIAGNOSTIC
RADIOLOGISTS**



**INTERVENTIONAL
RADIOLOGISTS**



**RADIATION
ONCOLOGISTS**



**NUCLEAR
MEDICINE
PHYSICIANS**



**MEDICAL
PHYSICISTS**



**JOIN YOUR PEERS
IN ADVANCING THE PROFESSION**



JOIN THE ACR OR RENEW YOUR MEMBERSHIP TODAY!

Whether you're looking to advance your career, education, or clinical skills, the ACR is your one-stop resource, offering exclusive services, benefits, and opportunities.

ACR membership connects you with a dedicated community of professionals who aim to ensure that radiology remains a vital part of the health care delivery system.




acr.org/join | membership@acr.org
1.800.347.7748

“From educational resources, to governmental support, to things that are not even tangible in our everyday practices — ACR is an essential investment in our individual and collective futures.”

— KRISTINA HOQUE, MD, PHD

**Lead.
Change.
Together.**

**Join or Renew your
ACR Membership Today!**

acr.org/join | 1-800-347-7748 |    

ACR[®]
AMERICAN COLLEGE OF
RADIOLOGY
QUALITY IS OUR IMAGE