

BI-RADS® Atlas 5th Edition e-book Download Instructions

(Updated: 8/7/20)

Note: These instructions and screenshots are a general guide and may vary with what appears on your device due to differences in devices, operating systems or reader versions.

Table of Contents

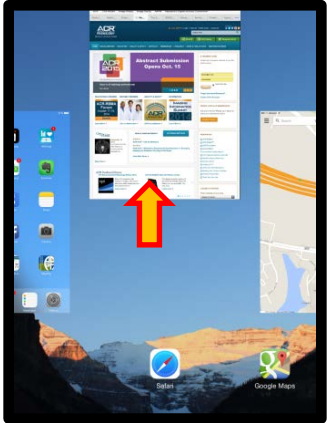
General	1
Apple iPad with iBook Reader	2
Android Tablets with Aldiko™ Reader	5
PCs or Macs with Adobe Digital Editions	6

General

Before Downloading

- Be sure you are running the latest versions of Firefox, Chrome or Safari and at least Internet Explorer 9.
- The e-book can be viewed on tablets and computers with the following readers:
 - iPads with the built-in iBook reader
 - Android tablets using Aldiko™ (download the free software from the Google Play store at: <https://play.google.com/store/apps/details?id=com.aldiko.android&hl=en>)
 - PCs or Macs with Adobe Digital Editions (download the free software at <http://www.adobe.com/products/digital-editions/download.html>)
 - Macs with the iBook reader (download the latest OS X Mavericks update from the Mac App Store)
- If you are downloading this to a computer that does not already have an e-reader application installed, you **must install one before** downloading the e-book (see above).
- **Important!** Close all other programs or apps before clicking the download link. The file is large and will need all available memory to completely download. (On the iPad, double

tap the Home button to launch the fast app switcher and then close a single app by pushing it up and away towards the top of the screen as shown below.)



- Be sure there is enough free space on your device. The e-book is approximately 115 MB.
- Make sure your firewall does not limit the size of your downloads.
- Make sure you have a stable internet connection.

During the Download

- Be patient. Due to the large size of the file, the download may take several minutes (with a good connection) to complete.
- Do not interrupt the download. This includes closing the browser, clicking the link more than once or opening other programs or apps while the download is taking place.

After Downloading

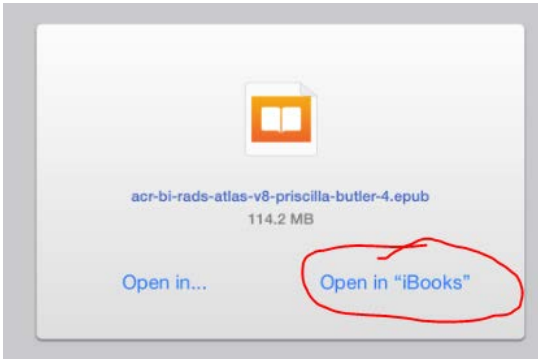
- Open the reader program or app on your computer or tablet (if it does not automatically open) and navigate to the reader's library (or bookshelf). The BI-RADS® e-book will appear there. To view your e-book, you must open it from within this library.

Apple iPad with iBook Reader

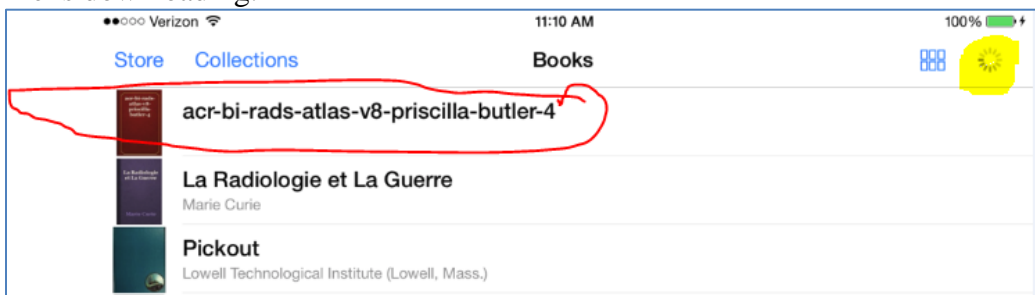
- Open the email from no-reply@acr.org on your iPad and click on the designated link to access your e-book.
- Read the instructions on the page. At the bottom you will find a button to download the eBook.

Download BI-RADS e-book

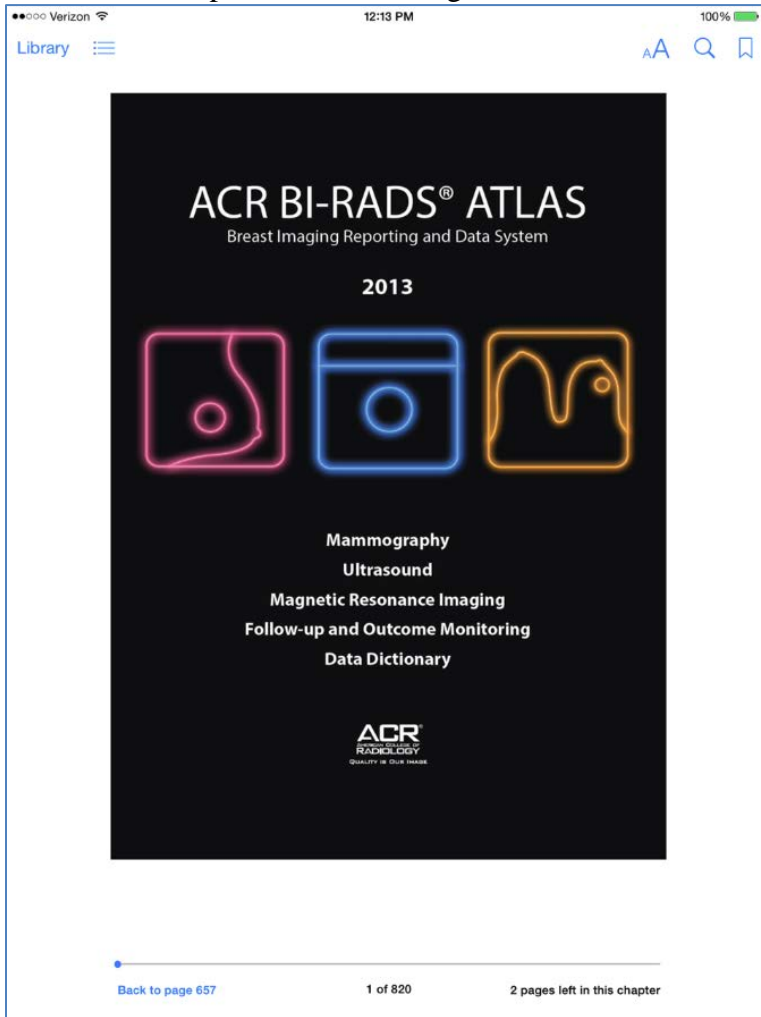
- Click on the link to initiate the download.
- Your screen will turn white as the e-book downloads. You should see a graphic indicator that the file is downloading.
- When the following screen appears, click "Open in iBooks".



- iBooks will automatically launch and may take several more minutes to process the book for your library. You will see the spinning ball in the upper right corner to indicate the file is downloading.



- Once it has completed downloading, iBooks will automatically open your e-book.



Android Tablets with Aldiko™ Reader

- On your tablet, open the e-book reader.
- Open the email from no-reply@acr.org on your device and click on the designated link to access your e-book.
- Click on “Click for new e-book.” Note that you will immediately see a message that your request is being processed. Do not take any other action till this is completed.
- Your device should indicate that the BI-RADS® e-book has downloaded. If not, follow the instructions for your device for obtaining downloaded files.
- Your tablet may ask which reader you would like to use for viewing the e-book (if the tablet has more than one reader installed). If it does, select the reader you desire.
- Navigate to the reader’s bookshelf and open the e-book.

PCs or Macs with Adobe Digital Editions

- Open the email from no-reply@acr.org on your iPad and click on the designated link to access your e-book.
- Click “Login”. (You may need to login to your ACR account, if you are not already logged in.)

Log In

Please log in below to continue to your My ACR account where you can renew your membership and access your profile. [Login Help](#)

Username
wcrech@acr.org

Password

Remember Me [Forgot your password?](#)

[Login](#)

Accreditation Login [?](#)

Don't have an account? Create one free!

- Make purchases, and manage your orders, subscriptions, and membership online
- View past orders and access your receipts online
- Manage your mailing addresses and communication preferences online

[Create an Account](#)

Are you an ACR Member? Refer to your membership card for login information and customer ID.

Your default login is the following:

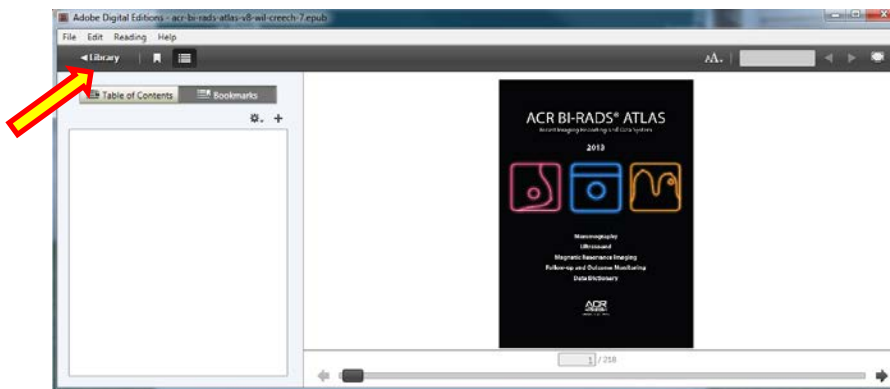
- User name: the first and last initials of your name in all lowercase letters followed by your 8-digit membership/customer number
- Password: your last name in all lowercase letters, no punctuation or spaces (aster). If your last name is fewer than 8 letters insert the number of 0s needed to total six characters, example kin000.

Questions? Please call ACR Customer Login Services at (800) 227-2427, Monday - Friday, between 8:30am and 5pm ET, or email customerlogin@acr.org.

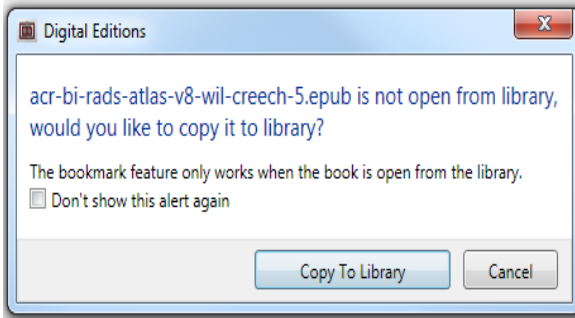
- Read the instructions on the page. At the bottom you will find a button to download the eBook.

[Download BI-RADS e-book](#)

- Click on the link to initiate the download.
- When the download is complete, you will be asked if you would like to open the file, save it, or cancel it. Select “Open”.
- Adobe Digital Editions will automatically launch and open your e-book.
- **Important!** You will want to save your new e-book to your library. Click “Library”.



- Click “Copy to Library”.



- The book will appear in the Digital Editions library screen. To open it, double click on the e-book icon (or “Read” if the BI-RADS® e-book icon shows on the left).

