

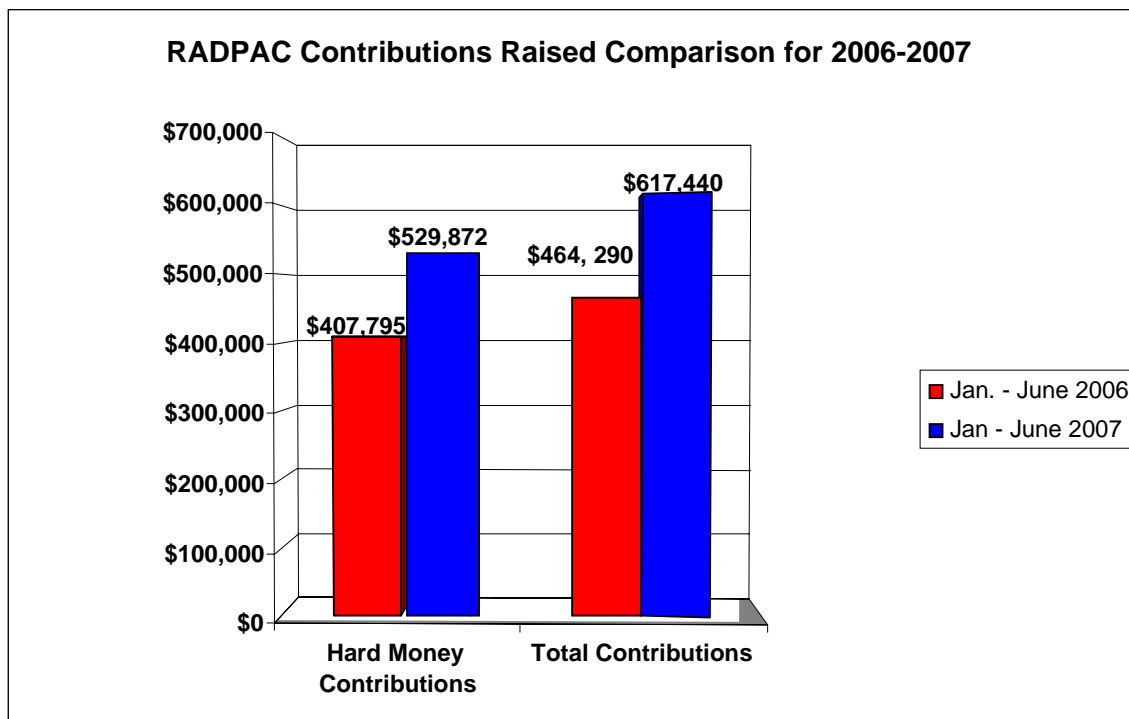
RADPAC Continues to Surpass 2006 Records



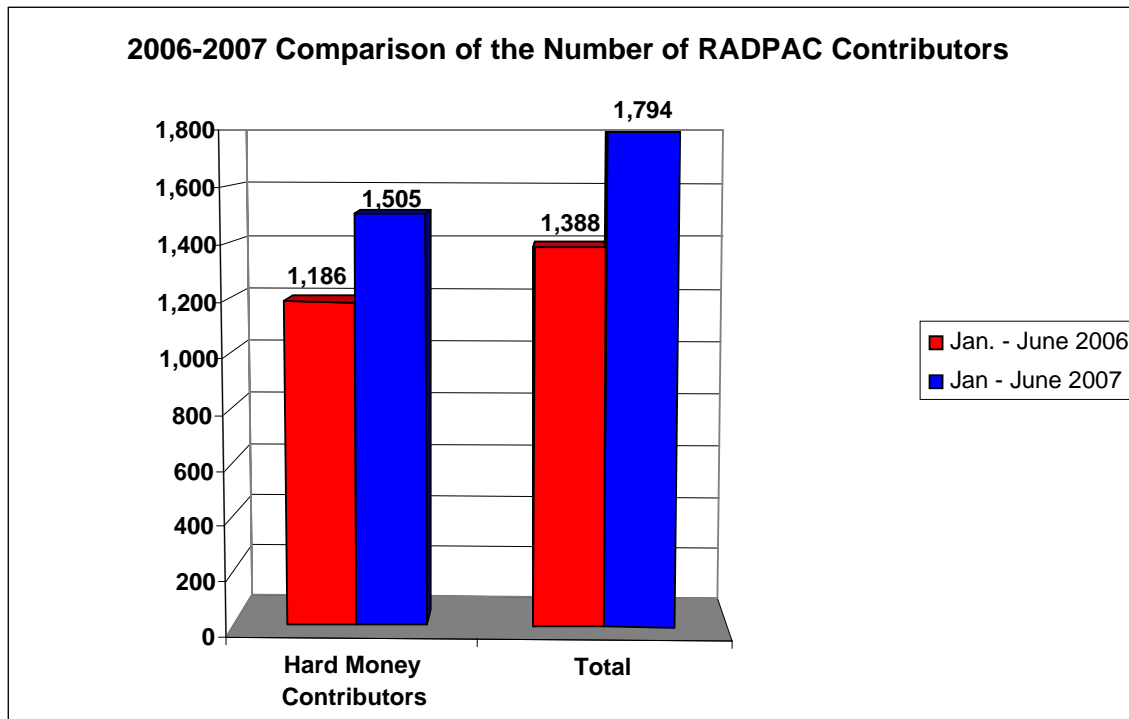
James Thrall, MD, FACR
Chair of RADPAC

I am pleased to announce that RADPAC has continued its record-breaking pace this year as we head into the third quarter of 2007. A major catalyst to our success this year came from the 374 contributors whose support totaled more than \$110,000 at the ACR Annual Meeting Chapter Leadership Conference (AMCLC) in Washington, DC this past May. I would especially like to thank the 82 residents in the resident section (65% of the total number of residents attending the ACR AMCLC) who also contributed to RADPAC during the meeting. The overwhelming level of support from everyone made this year's meeting one of RADPAC's most prolific fundraising events in its history.

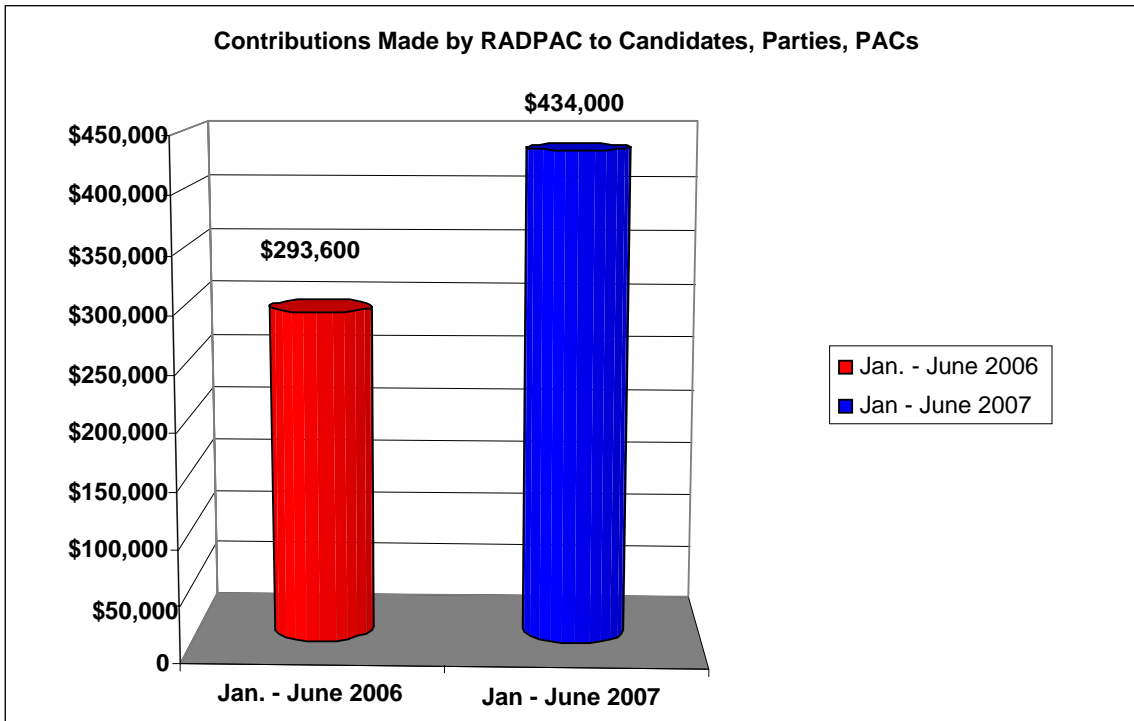
At the end of the second quarter, RADPAC had raised more hard money – **\$530,000** – and hard and soft money combined – **\$625,000** – than in any other previous year at this time. This is an increase from last year at this time of over \$125,000 in hard money and over \$160,000 in hard and soft money combined. The chart below illustrates the difference between 2006 and 2007 in contributions made to RADPAC.



RADPAC has not only shown an increase in how much it has raised so far for 2007 but, perhaps more importantly, how many more contributors have already supported RADPAC this year compared to last year. At the end of the second quarter in 2006, RADPAC had over 1,100 contributors. At the end of the second quarter in 2007, RADPAC had over 1,500 contributors. The chart below illustrates the difference in the number of contributors between 2006 and 2007.



One of the best ways to keep key radiology issues at the legislative forefront is through the continued, aggressive efforts of RADPAC. RADPAC has contributed over \$140,000 more this year than it did at this same time in 2006 to candidates, PACs and national parties. At the end of June 2006, RADPAC had contributed over \$290,000 to candidates, PACs and national parties. At the end of June 2007, RADPAC had contributed over \$434,000 to candidates, PACs and national parties. As a result, RADPAC has attended over 220 fundraisers so far in 2007 while in 2006 RADPAC had attended over 125. RADPAC's visibility and presence on Capitol Hill is at an all-time high.



In RADPAC's continued effort to recognize outstanding commitment and support from its top performing chapters, below is a list of the top three chapters based on number of contributors and percentage of contributors.

RADPAC's Top Three Performing States in 2007
(as of June 30, 2007)

Top Three States with most RADPAC contributors

STATE	ACRa Members	RADPAC Contributors 2007
Texas	2111	169
California	2829	158
Indiana	643	95

Top Three States with the highest % of RADPAC contributors

STATE	ACRa Members	RADPAC Contributors 2007	PERCENT 2007
South Dakota	75	41	55%
Wyoming	45	9	20%

Indiana	643	95	15%
---------	-----	----	-----

With the new and improved look of the ACR Website, the RADAPC website has also been updated including a new web address: <http://radpac.acr.org>. The RADPAC website is a useful resource to get contribution statistics and learn ways to get your practices more engaged with RADPAC activities.

As we watch RADPAC continue to grow, I look forward to working with you as we face the challenges that lie ahead for our profession. If you have any questions, please contact Ted Burnes, director of RADPAC, at 888-295-8843 or via e-mail at tburnes@acr.org, or you may contact Heather Kaiser via e-mail at heatherk@acr.org.